

DESCRIPTION

Boston Blend™ Ashlar Thin Veneer is taller than Ledgerstone veneer with a roughly rectangular shape. The stone face has been split revealing the vibrant and more varied colors of the stones inner grain. Colors consist of dark gray, white, beige, light gray, and blue. Sold as individual stones not stone panels. For product testing data visit www.stoneyard.com/astm.

DIMENSIONS

Height: 3–7 inches

Length: 4–14 inches

Thickness: 1 inch +/- 1/4 inch

Weight: Less than 14 lbs per SF

PACKAGING

Flat Crate: 168 SF (SKU# VTAFWF)

Flat Box: 5 SF (SKU# VTAFBS)

Corner Crate: 150 LF (SKU# VTAFCW)

Corner 1/2 Crate: 75 LF (SKU# VTAFCH)

Corner Box: 5 LF (SKU# VTAFCS)

PROFILE

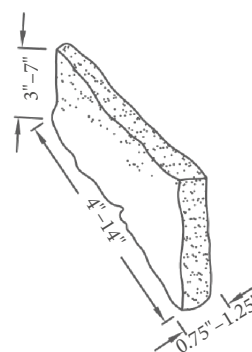
Colors: Gray, tan, white, beige, blue, pink, black

Finish: Split, textured face

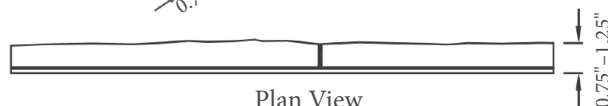
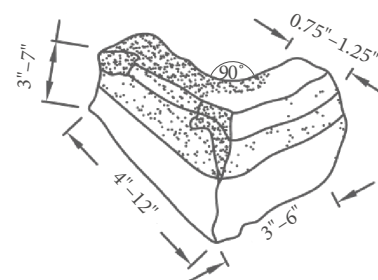
APPLICATIONS

This product is HCA (Harsh Climate Approved). It has been subjected to numerous freeze-thaw cycles and can withstand the harshest hot, cold, or wet climates. Perfect for interior and exterior use in all regions including applications below grade. Suitable for use near salt water, water features, and in areas where blowing sand is a concern. www.stoneyard.com/hca

FLAT DETAIL



CORNER DETAIL



INSTALLATION

Thin Veneer installation information is available on our website www.stoneyard.com/install. A mock-up is recommended to help in all design decisions including grout color, joint size (dry-laid, standard, or wide), and desired finish. www.stoneyard.com/mortar

LEED® CERTIFICATION & ENERGY EFFICIENCY

Whether it's for a commercial building or historical restoration, this natural building material can assist with the LEED certification. Functionally, stone will retain heat in the winter and cold in the summer, enhancing energy efficiency. www.stoneyard.com/architect

CORNERS

Matching 90° corners are available in all colors and shapes. When other angles are needed, the installation options are weaving (alternating flats) or miter cutting flat pieces to wrap the corner. www.stoneyard.com/corner

Natural stone varies in color, veining, and pattern from piece to piece. STONEYARD® is not responsible for photos used in color literature, on websites, or in emails to accurately reflect actual material. Photos are used to create a general idea or feel for the material and cannot be used for color matching.

BOSTON BLEND™ LEDGESTONE

PRODUCT SPECIFICATION & DATA SHEET



STONEYARD
NEW ENGLAND STONE



DESCRIPTION

Boston Blend™ Ledgestone Thin Veneer consists of a wide range of colors including gray, white, tan, pink, and black. The Ledgestone pattern of stone veneer consists of thin strips of natural stone. Sold as individual stones not stone panels. For product testing data visit www.stoneyard.com/astm.

DIMENSIONS

Height: 1–4 inches

Length: 4–12 inches

Thickness: 1 inch +/- 1/4 inch

Weight: Less than 14 lbs per SF

PACKAGING

Flat Crate: 168 SF (SKU# VTLFFW)

Flat Box: 5 SF (SKU# VTLFFS)

Corner Crate: 150 LF (SKU# VTLFCW)

Corner 1/2 Crate: 75 LF (SKU# VTLFCH)

Corner Box: 5 LF (SKU# VTLFCS)

PROFILE

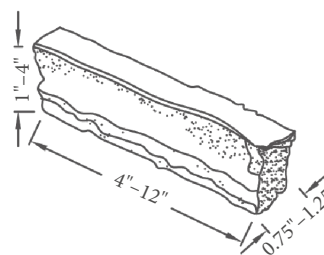
Colors: Gray, tan, white, beige, blue, pink, black

Finish: Split, textured face

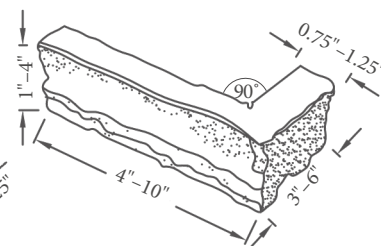
APPLICATIONS

This product is HCA (Harsh Climate Approved). It has been subjected to numerous freeze-thaw cycles and can withstand the harshest hot, cold, or wet climates. Perfect for interior and exterior use in all regions including applications below grade. Suitable for use near salt water, water features, and in areas where blowing sand is a concern. www.stoneyard.com/hca

FLAT DETAIL



CORNER DETAIL



Plan View

INSTALLATION

Thin Veneer installation information is available on our website www.stoneyard.com/install. A mock-up is recommended to help in all design decisions including grout color, joint size (dry-laid, standard, or wide), and desired finish.

www.stoneyard.com/mortar

LEED® CERTIFICATION & ENERGY EFFICIENCY

Whether it's for a commercial building or historical restoration, this natural building material can assist with the LEED certification. Functionally, stone will retain heat in the winter and cold in the summer, enhancing energy efficiency.

www.stoneyard.com/architect

CORNERS

Matching 90° corners are available in all colors and shapes. When other angles are needed, the installation options are weaving (alternating flats) or miter cutting flat pieces to wrap the corner. www.stoneyard.com/corner

Natural stone varies in color, veining, and pattern from piece to piece. STONEYARD® is not responsible for photos used in color literature, on websites, or in emails to accurately reflect actual material. Photos are used to create a general idea or feel for the material and cannot be used for color matching.



DESCRIPTION

Boston Blend™ Mosaic Thin Veneer consists of a wide range of colors including brown, gray, white, and beige. The mosaic pattern consists of irregular pieces of natural stone. Shapes are primarily triangles and stop signs, similar to the mosaic dimensions created from broken ice. Sold as individual stones not stone panels. For product testing data visit www.stoneyard.com/astm.

DIMENSIONS

Facing Area: 0.25–1.25 SF

Size Range: (4.5 inches x 8 inches) to (11 inches x 16 inches)

Thickness: 1 inch +/- 1/4 inch

Weight: Less than 14 lbs per SF

PACKAGING

Flat Crate: 168 SF (SKU# VTMFFW)

Flat Box: 5 SF (SKU# VTMFFS)

Corner Crate: 150 LF (SKU# VTMFCW)

Corner 1/2 Crate: 75 LF (SKU# VTMFCH)

Corner Box: 5 LF (SKU# VTMFCS)

PROFILE

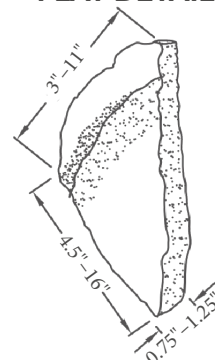
Colors: Gray, tan, white, beige, blue, pink, black

Finish: Natural, aged face

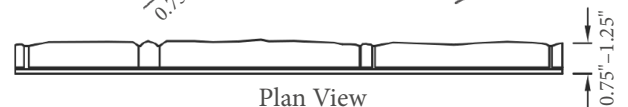
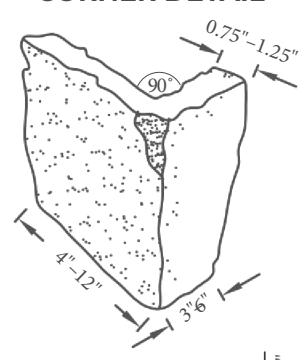
APPLICATIONS

This product is HCA (Harsh Climate Approved). It has been subjected to numerous freeze-thaw cycles and can withstand the harshest hot, cold, or wet climates. Perfect for interior and exterior use in all regions including applications below grade. Suitable for use near salt water, water features, and in areas where blowing sand is a concern. www.stoneyard.com/hca

FLAT DETAIL



CORNER DETAIL



Plan View

INSTALLATION

Thin Veneer installation information is available on our website www.stoneyard.com/install. A mock-up is recommended to help in all design decisions including grout color, joint size (dry-laid, standard, or wide), and desired finish. www.stoneyard.com/mortar

LEED® CERTIFICATION & ENERGY EFFICIENCY

Whether it's for a commercial building or historical restoration, this natural building material can assist with the LEED certification. Functionally, stone will retain heat in the winter and cold in the summer, enhancing energy efficiency. www.stoneyard.com/architect

CORNERS

Matching 90° corners are available in all colors and shapes. When other angles are needed, the installation options are weaving (alternating flats) or miter cutting flat pieces to wrap the corner. www.stoneyard.com/corner

Natural stone varies in color, veining, and pattern from piece to piece. STONEYARD® is not responsible for photos used in color literature, on websites, or in emails to accurately reflect actual material. Photos are used to create a general idea or feel for the material and cannot be used for color matching.



DESCRIPTION

Boston Blend™ Round Thin Veneer has an irregular outside shape with the depth and impact of rounded stones. Its natural face shows the weathered exterior of the stone. Round is the most traditional New England shape. Sold as individual stones not stone panels. For product testing data visit www.stoneyard.com/astm.

DIMENSIONS

Facing Area: 0.25–1.25 SF

Size Range: (6 inches x 6 inches) to (11 inches x 16 inches)

Thickness: 1 inch +/- 1/4 inch

Weight: Less than 14 lbs per SF

PACKAGING

Flat Crate: 168 SF (SKU# VTDFFW)

Flat Box: 5 SF (SKU# VTDFFS)

Corner Crate: 150 LF (SKU# VTDFCW)

Corner 1/2 Crate: 75 LF (SKU# VTDFCH)

Corner Box: 5 LF (SKU# VTDFCS)

PROFILE

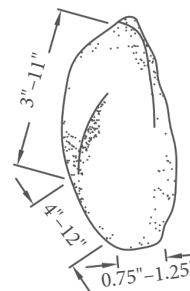
Colors: Gray, tan, white, beige, blue, pink, black

Finish: Natural, aged face

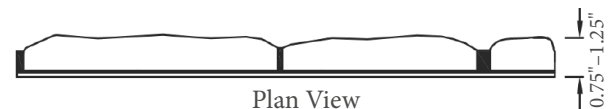
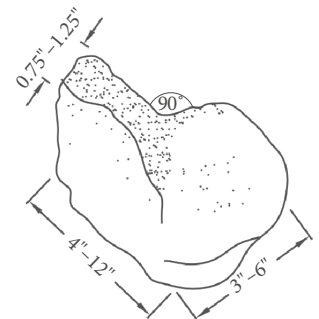
APPLICATIONS

This product is HCA (Harsh Climate Approved). It has been subjected to numerous freeze-thaw cycles and can withstand the harshest hot, cold, or wet climates. Perfect for interior and exterior use in all regions including applications below grade. Suitable for use near salt water, water features, and in areas where blowing sand is a concern. www.stoneyard.com/hca

FLAT DETAIL



CORNER DETAIL



INSTALLATION

Thin Veneer installation information is available on our website www.stoneyard.com/install. A mock-up is recommended to help in all design decisions including grout color, joint size (dry-laid, standard, or wide), and desired finish. www.stoneyard.com/mortar

LEED® CERTIFICATION & ENERGY EFFICIENCY

Whether it's for a commercial building or historical restoration, this natural building material can assist with the LEED certification. Functionally, stone will retain heat in the winter and cold in the summer, enhancing energy efficiency. www.stoneyard.com/architect

CORNERS

Matching 90° corners are available in all colors and shapes. When other angles are needed, the installation options are weaving (alternating flats) or miter cutting flat pieces to wrap the corner. www.stoneyard.com/corner

Natural stone varies in color, veining, and pattern from piece to piece. STONEYARD® is not responsible for photos used in color literature, on websites, or in emails to accurately reflect actual material. Photos are used to create a general idea or feel for the material and cannot be used for color matching.



DESCRIPTION

Boston Blend™ Square & Rectangular Thin Veneer consists of roughly square and rectangular pieces of real New England fieldstone. The stones are sorted, split, and cut to offer a dimensional look with less on-site work. Sold as individual stones not stone panels. For product testing data visit www.stoneyard.com/astm.

DIMENSIONS

Facing Area: 0.25–1.25 SF

Size Range: (4.5 inches x 8 inches) to (11 inches x 16 inches)

Thickness: 1 inch +/- 1/4 inch

Weight: Less than 14 lbs per SF

PACKAGING

Flat Crate: 168 SF (SKU# VTRFFW)

Flat Box: 5 SF (SKU# VTRFFS)

Corner Crate: 150 LF (SKU# VTRFCW)

Corner 1/2 Crate: 75 LF (SKU# VTRFCH)

Corner Box: 5 LF (SKU# VTRFCS)

PROFILE

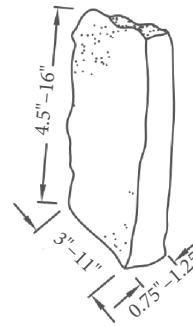
Colors: Gray, tan, white, beige, blue, pink, black

Finish: Natural, aged face

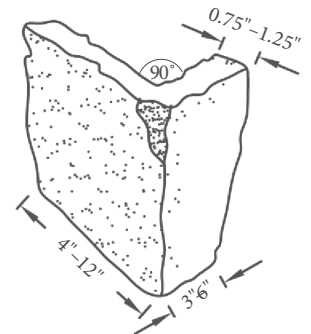
APPLICATIONS

This product is HCA (Harsh Climate Approved). It has been subjected to numerous freeze-thaw cycles and can withstand the harshest hot, cold, or wet climates. Perfect for interior and exterior use in all regions including applications below grade. Suitable for use near salt water, water features, and in areas where blowing sand is a concern. www.stoneyard.com/hca

FLAT DETAIL



CORNER DETAIL



INSTALLATION

Thin Veneer installation information is available on our website www.stoneyard.com/install. A mock-up is recommended to help in all design decisions including grout color, joint size (dry-laid, standard, or wide), and desired finish. www.stoneyard.com/mortar

LEED® CERTIFICATION & ENERGY EFFICIENCY

Whether it's for a commercial building or historical restoration, this natural building material can assist with the LEED certification. Functionally, stone will retain heat in the winter and cold in the summer, enhancing energy efficiency. www.stoneyard.com/architect

CORNERS

Matching 90° corners are available in all colors and shapes. When other angles are needed, the installation options are weaving (alternating flats) or miter cutting flat pieces to wrap the corner. www.stoneyard.com/corner

Natural stone varies in color, veining, and pattern from piece to piece. STONEYARD® is not responsible for photos used in color literature, on websites, or in emails to accurately reflect actual material. Photos are used to create a general idea or feel for the material and cannot be used for color matching.



DESCRIPTION

Ashlar Face Veneer is taller than Ledgerstone veneer with a roughly rectangular shape. Its face shows that the stone has been split apart, revealing the vibrant and more varied colors of the inside grain of the stone. Coastal Sand™ is a natural, thin cut stone consisting of light beige, tan, light gray, pink, white, and brown. Sold as individual stones not stone panels.

DIMENSIONS

Height: 3–7 inches

Length: 4–14 inches

Thickness: 1 inch +/- 1/4 inch

Weight: Less than 14 lbs per SF

PACKAGING

Flat Crate: 168 SF (SKU# VTASFW)

Flat Box: 5 SF (SKU# VTASFS)

Corner Crate: 150 LF (SKU# VTASCW)

Corner 1/2 Crate: 75 LF (SKU# VTASCH)

Corner Box: 5 LF (SKU# VTASCS)

PROFILE

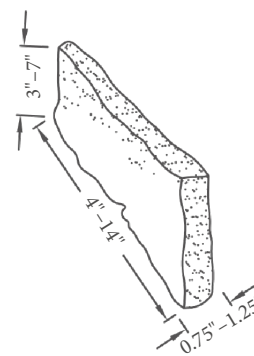
Colors: Tan, light gray, beige, pink, brown, and white

Finish: Split, textured face

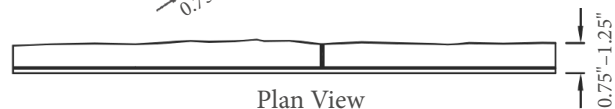
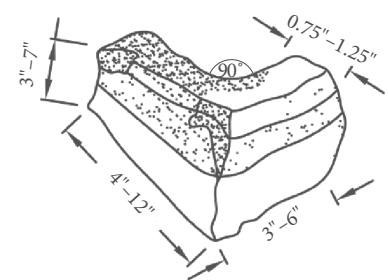
APPLICATIONS

This product is HCA (Harsh Climate Approved). It has been subjected to numerous freeze-thaw cycles and can withstand the harshest hot, cold, or wet climates. Perfect for interior and exterior use in all regions including applications below grade. Suitable for use near salt water, water features, and in areas where blowing sand is a concern. www.stoneyard.com/hca

FLAT DETAIL



CORNER DETAIL



INSTALLATION

Thin Veneer installation information is available on our website www.stoneyard.com/install. A mock-up is recommended to help in all design decisions including grout color, joint size (dry-laid, standard, or wide), and desired finish. www.stoneyard.com/mortar


LEED® CERTIFICATION & ENERGY EFFICIENCY

Whether it's for a commercial building or historical restoration, this natural building material can assist with the LEED certification. Functionally, stone will retain heat in the winter and cold in the summer, enhancing energy efficiency. www.stoneyard.com/architect

CORNERS

Matching 90° corners are available in all colors and shapes. When other angles are needed, the installation options are weaving (alternating flats) or miter cutting flat pieces to wrap the corner. www.stoneyard.com/corner

Natural stone varies in color, veining, and pattern from piece to piece. STONEYARD® is not responsible for photos used in color literature, on websites, or in emails to accurately reflect actual material. Photos are used to create a general idea or feel for the material and cannot be used for color matching.



DESCRIPTION

Coastal Sand™ is a natural, thin cut stone consisting of light beige, tan, light gray, blue, white, amber, brown, and red. Mosaic pattern stone veneer consists of irregular pieces of natural stone for siding, facing, and cladding. The shapes consist primarily of triangles and stop signs, similar to the mosaic dimensions created from broken ice. Sold as individual stones not stone panels.

DIMENSIONS

Facing Area: 0.25–1.25 SF

Size Range: (4.5 inches x 8 inches) to (11 inches x 16 inches)

Thickness: 1 inch +/- 1/4 inch

Weight: Less than 14 lbs per SF

PACKAGING

Flat Crate: 168 SF (SKU# VTMSFW)

Flat Box: 5 SF (SKU# VTMSFS)

Corner Crate: 150 LF (SKU# VTMSCW)

Corner 1/2 Crate: 75 LF (SKU# VTMSCH)

Corner Box: 5 LF (SKU# VTMSCS)

PROFILE

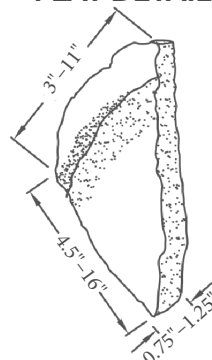
Colors: Tan, light gray, beige, red, brown, and white

Finish: Natural, aged face

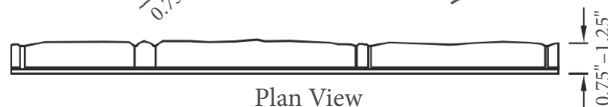
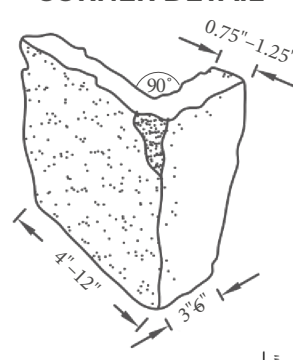
APPLICATIONS

This product is HCA (Harsh Climate Approved). It has been subjected to numerous freeze-thaw cycles and can withstand the harshest hot, cold, or wet climates. Perfect for interior and exterior use in all regions including applications below grade. Suitable for use near salt water, water features, and in areas where blowing sand is a concern. www.stoneyard.com/hca

FLAT DETAIL



CORNER DETAIL



INSTALLATION

Thin Veneer installation information is available on our website www.stoneyard.com/install. A mock-up is recommended to help in all design decisions including grout color, joint size (dry-laid, standard, or wide), and desired finish. www.stoneyard.com/mortar

LEED® CERTIFICATION & ENERGY EFFICIENCY

Whether it's for a commercial building or historical restoration, this natural building material can assist with the LEED certification. Functionally, stone will retain heat in the winter and cold in the summer, enhancing energy efficiency. www.stoneyard.com/architect

CORNERS

Matching 90° corners are available in all colors and shapes. When other angles are needed, the installation options are weaving (alternating flats) or miter cutting flat pieces to wrap the corner. www.stoneyard.com/corner

Natural stone varies in color, veining, and pattern from piece to piece. STONEYARD® is not responsible for photos used in color literature, on websites, or in emails to accurately reflect actual material. Photos are used to create a general idea or feel for the material and cannot be used for color matching.



DESCRIPTION

Coastal Sand™ is a natural, thin cut stone consisting of light beige, tan, light gray, pink, white, and brown. The Ledgestone pattern of stone veneer consists of thin strips of natural stone for cladding. Stacked, dry, jointed, or over-grout looks available from installation technique chosen by the installer. Sold as individual stones not stone panels.

DIMENSIONS

Height: 1-4 inches

Length: 4-12 inches

Thickness: 1 inch +/- 1/4 inch

Weight: Less than 14 lbs per SF

PACKAGING

Flat Crate: 168 SF (SKU# VTLSFW)

Flat Box: 5 SF (SKU# VTLSFS)

Corner Crate: 150 LF (SKU# VTLSCW)

Corner 1/2 Crate: 75 LF (SKU# VTLSCH)

Corner Box: 5 LF (SKU# VTLSCS)

PROFILE

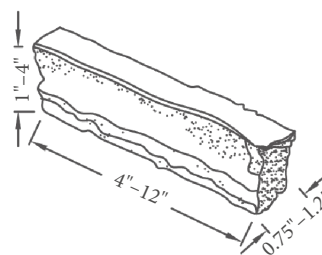
Colors: Tan, light gray, beige, pink, brown, and white

Finish: Split, textured face

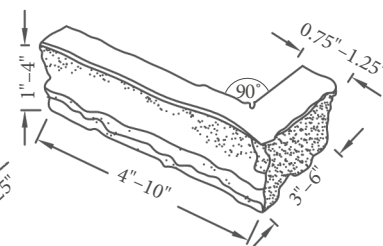
APPLICATIONS

This product is HCA (Harsh Climate Approved). It has been subjected to numerous freeze-thaw cycles and can withstand the harshest hot, cold, or wet climates. Perfect for interior and exterior use in all regions including applications below grade. Suitable for use near salt water, water features, and in areas where blowing sand is a concern. www.stoneyard.com/hca

FLAT DETAIL



CORNER DETAIL



Plan View

INSTALLATION

Thin Veneer installation information is available on our website www.stoneyard.com/install. A mock-up is recommended to help in all design decisions including grout color, joint size (dry-laid, standard, or wide), and desired finish.

www.stoneyard.com/mortar

LEED® CERTIFICATION & ENERGY EFFICIENCY

Whether it's for a commercial building or historical restoration, this natural building material can assist with the LEED certification. Functionally, stone will retain heat in the winter and cold in the summer, enhancing energy efficiency.

www.stoneyard.com/architect

CORNERS

Matching 90° corners are available in all colors and shapes. When other angles are needed, the installation options are weaving (alternating flats) or miter cutting flat pieces to wrap the corner. www.stoneyard.com/corner

Natural stone varies in color, veining, and pattern from piece to piece. STONEYARD® is not responsible for photos used in color literature, on websites, or in emails to accurately reflect actual material. Photos are used to create a general idea or feel for the material and cannot be used for color matching.



DESCRIPTION

Coastal Sand™ is a natural, thin cut stone consisting of light beige, tan, light gray, blue, white, amber, and red. Pieces are roughly square and roughly rectangular in shape. Sold as individual stones not stone panels.

DIMENSIONS

Facing Area: 0.25–1.25 SF

Size Range: (4.5 inches x 8 inches) to (11 inches x 16 inches)

Thickness: 1 inch +/- 1/4 inch

Weight: Less than 14 lbs per SF

PACKAGING

Flat Crate: 168 SF (SKU# VTRSFW)

Flat Box: 5 SF (SKU# VTRSFS)

Corner Crate: 150 LF (SKU# VTRSCW)

Corner 1/2 Crate: 75 LF (SKU# VTRSCH)

Corner Box: 5 LF (SKU# VTRSCS)

PROFILE

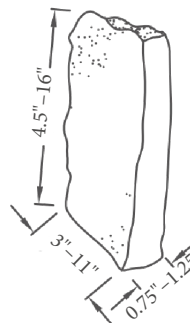
Colors: Tan, light gray, beige, red and white

Finish: Natural, aged face

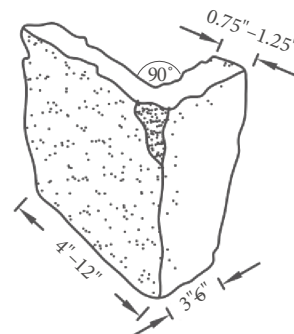
APPLICATIONS

This product is HCA (Harsh Climate Approved). It has been subjected to numerous freeze-thaw cycles and can withstand the harshest hot, cold, or wet climates. Perfect for interior and exterior use in all regions including applications below grade. Suitable for use near salt water, water features, and in areas where blowing sand is a concern. www.stoneyard.com/hca

FLAT DETAIL



CORNER DETAIL



Plan View

INSTALLATION

Thin Veneer installation information is available on our website www.stoneyard.com/install. A mock-up is recommended to help in all design decisions including grout color, joint size (dry-laid, standard, or wide), and desired finish. www.stoneyard.com/mortar

LEED® CERTIFICATION & ENERGY EFFICIENCY

Whether it's for a commercial building or historical restoration, this natural building material can assist with the LEED certification. Functionally, stone will retain heat in the winter and cold in the summer, enhancing energy efficiency. www.stoneyard.com/architect

CORNERS

Matching 90° corners are available in all colors and shapes. When other angles are needed, the installation options are weaving (alternating flats) or miter cutting flat pieces to wrap the corner. www.stoneyard.com/corner

Natural stone varies in color, veining, and pattern from piece to piece. STONEYARD® is not responsible for photos used in color literature, on websites, or in emails to accurately reflect actual material. Photos are used to create a general idea or feel for the material and cannot be used for color matching.



DESCRIPTION

Colonial Tan™ Ashlar Thin Veneer is taller than Ledgerstone veneer with a roughly rectangular shape. Its face has been split revealing the vibrant and more varied colors of the inside grain of the stone. Colonial Tan™ is a natural stone that consists of radiant browns, beiges, tans, and light grays accentuated by gold and silver specks. These earthy tan colors give your project a fresh, unmistakable look. Sold as individual stones not stone panels

DIMENSIONS

Height: 3–7 inches
Length: 4–14 inches
Thickness: 1 inch +/- 1/4 inch
Weight: Less than 14 lbs per SF

PACKAGING

Flat Crate: 168 SF (SKU# VTACFW)
Flat Box: 5 SF (SKU# VTACFS)
Corner Crate: 150 LF (SKU# VTACCW)
Corner 1/2 Crate: 75 LF (SKU# VTACCH)
Corner Box: 5 LF (SKU# VTACCS)

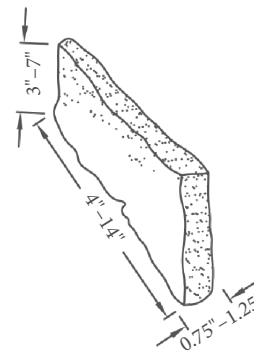
PROFILE

Colors: Brown, beige, tan, gold, light gray
Finish: Split, textured face

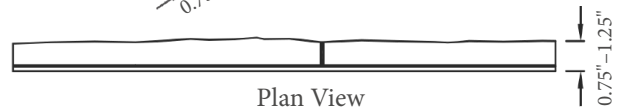
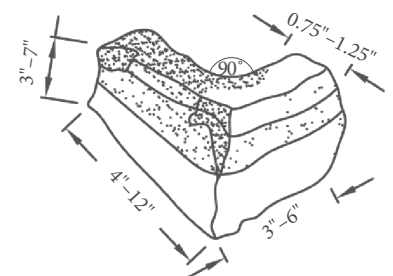
APPLICATIONS

This product is HCA (Harsh Climate Approved). It has been subjected to numerous freeze-thaw cycles and can withstand the harshest hot, cold, or wet climates. Perfect for interior and exterior use in all regions including applications below grade. Suitable for use near salt water, water features, and in areas where blowing sand is a concern. www.stoneyard.com/hca

FLAT DETAIL



CORNER DETAIL



INSTALLATION

Thin Veneer installation information is available on our website www.stoneyard.com/install. A mock-up is recommended to help in all design decisions including grout color, joint size (dry-laid, standard, or wide), and desired finish. www.stoneyard.com/mortar

LEED® CERTIFICATION & ENERGY EFFICIENCY

Whether it's for a commercial building or historical restoration, this natural building material can assist with the LEED certification. Functionally, stone will retain heat in the winter and cold in the summer, enhancing energy efficiency. www.stoneyard.com/architect

CORNERS

Matching 90° corners are available in all colors and shapes. When other angles are needed, the installation options are weaving (alternating flats) or miter cutting flat pieces to wrap the corner. www.stoneyard.com/corner

Natural stone varies in color, veining, and pattern from piece to piece. STONEYARD® is not responsible for photos used in color literature, on websites, or in emails to accurately reflect actual material. Photos are used to create a general idea or feel for the material and cannot be used for color matching.



DESCRIPTION

Colonial Tan™ Square & Rectangular Thin Veneer stones are roughly square and roughly rectangular in shape. Colonial Tan™ is a natural stone that consists of radiant browns, beiges, tans, and light grays accentuated by gold and silver specks. These earthy tan colors give your project a fresh, unmistakable look. Sold as individual stones not stone panels.

DIMENSIONS

Facing Area: 0.25–1.25 SF

Size Range: (4.5 inches x 8 inches) to (11 inches x 16 inches)

Thickness: 1 inch +/- 1/4 inch

Weight: Less than 14 lbs per SF

PACKAGING

Flat Crate: 168 SF (SKU# VTRCFW)

Flat Box: 5 SF (SKU# VTRCFS)

Corner Crate: 150 LF (SKU# VTRCCW)

Corner 1/2 Crate: 75 LF (SKU# VTRCCH)

Corner Box: 5 LF (SKU# VTRCCS)

PROFILE

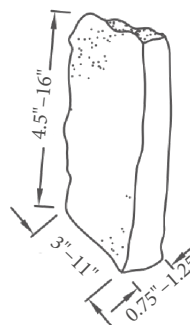
Colors: Brown, beige, tan, gold, light gray

Finish: Natural, aged face

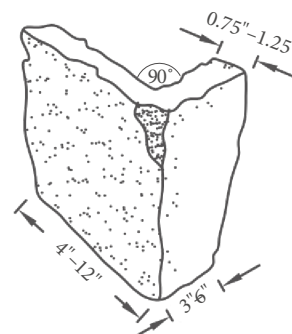
APPLICATIONS

This product is HCA (Harsh Climate Approved). It has been subjected to numerous freeze-thaw cycles and can withstand the harshest hot, cold, or wet climates. Perfect for interior and exterior use in all regions including applications below grade. Suitable for use near salt water, water features, and in areas where blowing sand is a concern. www.stoneyard.com/hca

FLAT DETAIL



CORNER DETAIL



INSTALLATION

Thin Veneer installation information is available on our website www.stoneyard.com/install. A mock-up is recommended to help in all design decisions including grout color, joint size (dry-laid, standard, or wide), and desired finish. www.stoneyard.com/mortar

LEED® CERTIFICATION & ENERGY EFFICIENCY

Whether it's for a commercial building or historical restoration, this natural building material can assist with the LEED certification. Functionally, stone will retain heat in the winter and cold in the summer, enhancing energy efficiency. www.stoneyard.com/architect

CORNERS

Matching 90° corners are available in all colors and shapes. When other angles are needed, the installation options are weaving (alternating flats) or miter cutting flat pieces to wrap the corner. www.stoneyard.com/corner

Natural stone varies in color, veining, and pattern from piece to piece. STONEYARD® is not responsible for photos used in color literature, on websites, or in emails to accurately reflect actual material. Photos are used to create a general idea or feel for the material and cannot be used for color matching.



DESCRIPTION

Colonial Tan™ Ledgestone Thin Veneer is a natural stone that consists of radiant browns, beiges, tans, and light grays accentuated by gold and silver specks. These earthy tan colors give your project a fresh, unmistakable look. The Ledgestone pattern of stone veneer consists of thin strips of natural stone. Sold as individual stones not stone panels.

DIMENSIONS

Height: 1–4 inches

Length: 4–12 inches

Thickness: 1 inch +/- 1/4 inch

Weight: Less than 14 lbs per SF

PACKAGING

Flat Crate: 168 SF (SKU# VTLCFW)

Flat Box: 5 SF (SKU# VTLCFS)

Corner Crate: 150 LF (SKU# VTLCCW)

Corner 1/2 Crate: 75 LF (SKU# VTLCCCH)

Corner Box: 5 LF (SKU# VTLCCS)

PROFILE

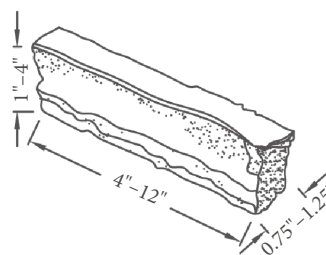
Colors: Brown, beige, tan, gold, light gray

Finish: Split, textured face

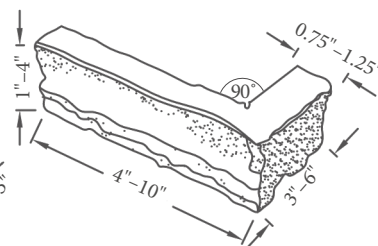
APPLICATIONS

This product is HCA (Harsh Climate Approved). It has been subjected to numerous freeze-thaw cycles and can withstand the harshest hot, cold, or wet climates. Perfect for interior and exterior use in all regions including applications below grade. Suitable for use near salt water, water features, and in areas where blowing sand is a concern. www.stoneyard.com/hca

FLAT DETAIL



CORNER DETAIL



INSTALLATION

Thin Veneer installation information is available on our website www.stoneyard.com/install. A mock-up is recommended to help in all design decisions including grout color, joint size (dry-laid, standard, or wide), and desired finish.

www.stoneyard.com/mortar

LEED® CERTIFICATION & ENERGY EFFICIENCY


Whether it's for a commercial building or historical restoration, this natural building material can assist with the LEED certification. Functionally, stone will retain heat in the winter and cold in the summer, enhancing energy efficiency.

www.stoneyard.com/architect

CORNERS

Matching 90° corners are available in all colors and shapes. When other angles are needed, the installation options are weaving (alternating flats) or miter cutting flat pieces to wrap the corner. www.stoneyard.com/corner

Natural stone varies in color, veining, and pattern from piece to piece. STONEYARD® is not responsible for photos used in color literature, on websites, or in emails to accurately reflect actual material. Photos are used to create a general idea or feel for the material and cannot be used for color matching.



DESCRIPTION

Colonial Tan™ Mosaic Thin Veneer consists of irregular pieces of natural stone. Shapes are primarily triangles and stop signs, similar to the mosaic dimensions created from broken ice. It contains radiant browns, beige, tan, and light gray colors that are accentuated by gold and silver specks. Sold as individual stones not stone panels.

DIMENSIONS

Facing Area: 0.25–1.25 SF

Size Range: (4.5 inches x 8 inches) to (11 inches x 16 inches)

Thickness: 1 inch +/- 1/4 inch

Weight: Less than 14 lbs per SF

PACKAGING

Flat Crate: 168 SF (SKU# VTMCFW)

Flat Box: 5 SF (SKU# VTMCFS)

Corner Crate: 150 LF (SKU# VTMC CW)

Corner 1/2 Crate: 75 LF (SKU# VTMC CH)

Corner Box: 5 LF (SKU# VTMC CS)

PROFILE

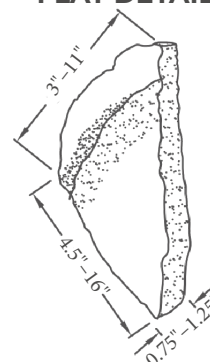
Colors: Brown, beige, tan, gold, light gray

Finish: Natural, aged face

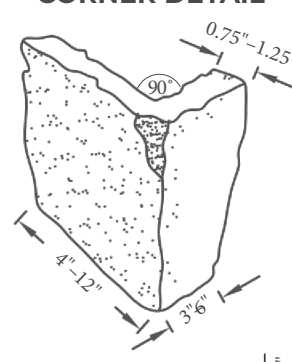
APPLICATIONS

This product is HCA (Harsh Climate Approved). It has been subjected to numerous freeze-thaw cycles and can withstand the harshest hot, cold, or wet climates. Perfect for interior and exterior use in all regions including applications below grade. Suitable for use near salt water, water features, and in areas where blowing sand is a concern. www.stoneyard.com/hca

FLAT DETAIL



CORNER DETAIL



Plan View

INSTALLATION

Thin Veneer installation information is available on our website www.stoneyard.com/install. A mock-up is recommended to help in all design decisions including grout color, joint size (dry-laid, standard, or wide), and desired finish. www.stoneyard.com/mortar

LEED® CERTIFICATION & ENERGY EFFICIENCY

Whether it's for a commercial building or historical restoration, this natural building material can assist with the LEED certification. Functionally, stone will retain heat in the winter and cold in the summer, enhancing energy efficiency. www.stoneyard.com/architect

CORNERS

Matching 90° corners are available in all colors and shapes. When other angles are needed, the installation options are weaving (alternating flats) or miter cutting flat pieces to wrap the corner. www.stoneyard.com/corner

Natural stone varies in color, veining, and pattern from piece to piece. STONEYARD® is not responsible for photos used in color literature, on websites, or in emails to accurately reflect actual material. Photos are used to create a general idea or feel for the material and cannot be used for color matching.

GREENWICH GRAY™ ASHLAR

PRODUCT SPECIFICATION & DATA SHEET



STONEYARD
NEW ENGLAND STONE



DESCRIPTION

Greenwich Gray™ Ashlar Thin Veneer is a natural stone with consistent steel blue and gray coloring. Subtle stripes of white and green add character and depth. Ashlar Face Veneer is taller than Ledge stone veneer with a roughly rectangular shape. Its face shows the vibrant color of the inside grain of the stone. Sold as individual stones not stone panels.

DIMENSIONS

Height: 3–7 inches

Length: 4–14 inches

Thickness: 1 inch +/- 1/4 inch

Weight: Less than 14 lbs per SF

PACKAGING

Flat Crate: 168 SF (SKU# VTAGFW)

Flat Box: 5 SF (SKU# VTAGFS)

Corner Crate: 150 LF (SKU# VTAGCW)

Corner 1/2 Crate: 75 LF (SKU# VTAGCH)

Corner Box: 5 LF (SKU# VTAGCS)

PROFILE

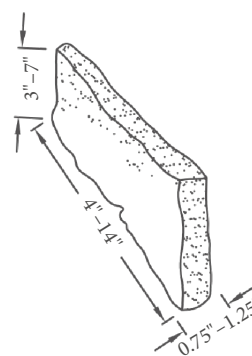
Colors: Gray, blue, white, green

Finish: Split, textured face

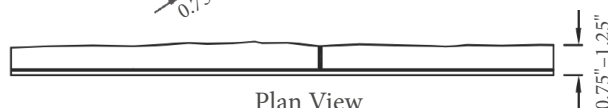
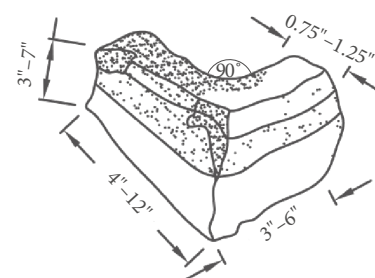
APPLICATIONS

This product is HCA (Harsh Climate Approved). It has been subjected to numerous freeze-thaw cycles and can withstand the harshest hot, cold, or wet climates. Perfect for interior and exterior use in all regions including applications below grade. Suitable for use near salt water, water features, and in areas where blowing sand is a concern. www.stoneyard.com/hca

FLAT DETAIL



CORNER DETAIL



Plan View

INSTALLATION

Thin Veneer installation information is available on our website www.stoneyard.com/install. A mock-up is recommended to help in all design decisions including grout color, joint size (dry-laid, standard, or wide), and desired finish. www.stoneyard.com/mortar

LEED® CERTIFICATION & ENERGY EFFICIENCY

Whether it's for a commercial building or historical restoration, this natural building material can assist with the LEED certification. Functionally, stone will retain heat in the winter and cold in the summer, enhancing energy efficiency. www.stoneyard.com/architect

CORNERS

Matching 90° corners are available in all colors and shapes. When other angles are needed, the installation options are weaving (alternating flats) or miter cutting flat pieces to wrap the corner. www.stoneyard.com/corner

Natural stone varies in color, veining, and pattern from piece to piece. STONEYARD® is not responsible for photos used in color literature, on websites, or in emails to accurately reflect actual material. Photos are used to create a general idea or feel for the material and cannot be used for color matching.



DESCRIPTION

Greenwich Gray™ Mosaic Thin Veneer is a natural stone with consistent steel blue and gray coloring. Subtle stripes of white and green add character and depth. Mosaic pattern consists of irregular pieces of natural stone. Shapes consist primarily of triangles and stop signs, similar to the mosaic dimensions created from broken ice. Sold as individual stones not stone panels.

DIMENSIONS

Facing Area: 0.25–1.25 SF

Size Range: (4.5 inches x 8 inches) to (11 inches x 16 inches)

Thickness: 1 inch +/- 1/4 inch

Weight: Less than 14 lbs per SF

PACKAGING

Flat Crate: 168 SF (SKU# VTMGFW)

Flat Box: 5 SF (SKU# VTMGFS)

Corner Crate: 150 LF (SKU# VTMGCW)

Corner 1/2 Crate: 75 LF (SKU# VTMGCH)

Corner Box: 5 LF (SKU# VTMGCS)

PROFILE

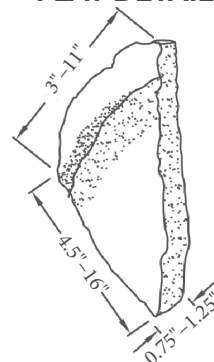
Colors: Gray, blue, white, green

Finish: Natural, aged face

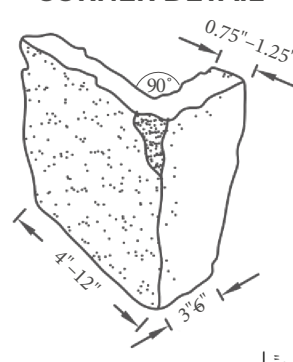
APPLICATIONS

This product is HCA (Harsh Climate Approved). It has been subjected to numerous freeze-thaw cycles and can withstand the harshest hot, cold, or wet climates. Perfect for interior and exterior use in all regions including applications below grade. Suitable for use near salt water, water features, and in areas where blowing sand is a concern. www.stoneyard.com/hca

FLAT DETAIL



CORNER DETAIL



Plan View

INSTALLATION

Thin Veneer installation information is available on our website www.stoneyard.com/install. A mock-up is recommended to help in all design decisions including grout color, joint size (dry-laid, standard, or wide), and desired finish. www.stoneyard.com/mortar

LEED® CERTIFICATION & ENERGY EFFICIENCY

Whether it's for a commercial building or historical restoration, this natural building material can assist with the LEED certification. Functionally, stone will retain heat in the winter and cold in the summer, enhancing energy efficiency. www.stoneyard.com/architect

CORNERS

Matching 90° corners are available in all colors and shapes. When other angles are needed, the installation options are weaving (alternating flats) or miter cutting flat pieces to wrap the corner. www.stoneyard.com/corner

Natural stone varies in color, veining, and pattern from piece to piece. STONEYARD® is not responsible for photos used in color literature, on websites, or in emails to accurately reflect actual material. Photos are used to create a general idea or feel for the material and cannot be used for color matching.



DESCRIPTION

Greenwich Gray™ Ledgestone Thin Veneer is a natural stone with consistent steel blue and gray coloring. Subtle stripes of white and green add character and depth. The Ledgestone pattern of stone veneer consists of thin strips of natural stone. Sold as individual stones not stone panels.

DIMENSIONS

Height: 1–4 inches

Length: 4–12 inches

Thickness: 1 inch +/- 1/4 inch

Weight: Less than 14 lbs per SF

PACKAGING

Flat Crate: 168 SF (SKU# VTLGFW)

Flat Box: 5 SF (SKU# VTLGFS)

Corner Crate: 150 LF (SKU# VTLGCW)

Corner 1/2 Crate: 75 LF (SKU# VTLGCH)

Corner Box: 5 LF (SKU# VTLGCS)

PROFILE

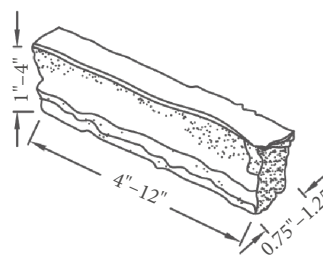
Colors: Gray, blue, white, green

Finish: Split, textured face

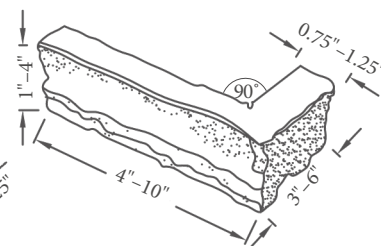
APPLICATIONS

This product is HCA (Harsh Climate Approved). It has been subjected to numerous freeze-thaw cycles and can withstand the harshest hot, cold, or wet climates. Perfect for interior and exterior use in all regions including applications below grade. Suitable for use near salt water, water features, and in areas where blowing sand is a concern. www.stoneyard.com/hca

FLAT DETAIL



CORNER DETAIL



Plan View

INSTALLATION

Thin Veneer installation information is available on our website www.stoneyard.com/install. A mock-up is recommended to help in all design decisions including grout color, joint size (dry-laid, standard, or wide), and desired finish.

www.stoneyard.com/mortar

LEED® CERTIFICATION & ENERGY EFFICIENCY

Whether it's for a commercial building or historical restoration, this natural building material can assist with the LEED certification. Functionally, stone will retain heat in the winter and cold in the summer, enhancing energy efficiency.

www.stoneyard.com/architect

CORNERS

Matching 90° corners are available in all colors and shapes. When other angles are needed, the installation options are weaving (alternating flats) or miter cutting flat pieces to wrap the corner. www.stoneyard.com/corner

Natural stone varies in color, veining, and pattern from piece to piece. STONEYARD® is not responsible for photos used in color literature, on websites, or in emails to accurately reflect actual material. Photos are used to create a general idea or feel for the material and cannot be used for color matching.



DESCRIPTION

Greenwich Gray™ Square & Rectangular Thin Veneer pieces are roughly square and roughly rectangular in shape. Greenwich Gray is a natural stone with consistent steel blue and gray coloring. Subtle stripes of white and green add character and depth. The natural face shows the weathered exterior of the stone adding shades of tan and beige. Sold as individual stones not stone panels.

DIMENSIONS

Facing Area: 0.25–1.25 SF

Size Range: (4.5 inches x 8 inches) to (11 inches x 16 inches)

Thickness: 1 inch +/- 1/4 inch

Weight: Less than 14 lbs per SF

PACKAGING

Flat Crate: 168 SF (SKU# VTRGFW)

Flat Box: 5 SF (SKU# VTRGFS)

Corner Crate: 150 LF (SKU# VTRGCW)

Corner 1/2 Crate: 75 LF (SKU# VTRGCH)

Corner Box: 5 LF (SKU# VTRGCS)

PROFILE

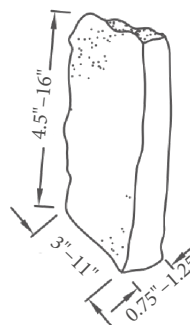
Colors: Gray, blue, white, green

Finish: Natural, aged face

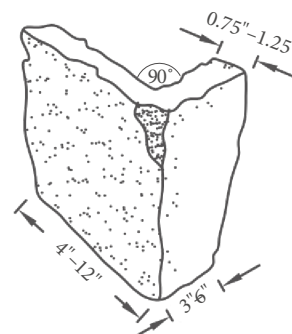
APPLICATIONS

This product is HCA (Harsh Climate Approved). It has been subjected to numerous freeze-thaw cycles and can withstand the harshest hot, cold, or wet climates. Perfect for interior and exterior use in all regions including applications below grade. Suitable for use near salt water, water features, and in areas where blowing sand is a concern. www.stoneyard.com/hca

FLAT DETAIL



CORNER DETAIL



Plan View

INSTALLATION

Thin Veneer installation information is available on our website www.stoneyard.com/install. A mock-up is recommended to help in all design decisions including grout color, joint size (dry-laid, standard, or wide), and desired finish. www.stoneyard.com/mortar

LEED® CERTIFICATION & ENERGY EFFICIENCY

Whether it's for a commercial building or historical restoration, this natural building material can assist with the LEED certification. Functionally, stone will retain heat in the winter and cold in the summer, enhancing energy efficiency. www.stoneyard.com/architect

CORNERS

Matching 90° corners are available in all colors and shapes. When other angles are needed, the installation options are weaving (alternating flats) or miter cutting flat pieces to wrap the corner. www.stoneyard.com/corner

Natural stone varies in color, veining, and pattern from piece to piece. STONEYARD® is not responsible for photos used in color literature, on websites, or in emails to accurately reflect actual material. Photos are used to create a general idea or feel for the material and cannot be used for color matching.



DESCRIPTION

Newport Mist™ Ashlar Thin Veneer is taller than Ledgerstone veneer with a roughly rectangular shape. Its face has been split revealing the vibrant and more varied colors of the inside grain of the stone. Newport Mist is a natural stone with silvers, grays, and whites. Sold as individual stones not stone panels

DIMENSIONS

Height: 3–7 inches

Length: 4–14 inches

Thickness: 1 inch +/- 1/4 inch

Weight: Less than 14 lbs per SF

PACKAGING

Flat Crate: 168 SF (SKU# VTAMFW)

Flat Box: 5 SF (SKU# VTAMFS)

Corner Crate: 150 LF (SKU# VTAMCW)

Corner 1/2 Crate: 75 LF (SKU# VTAMCH)

Corner Box: 5 LF (SKU# VTAMCS)

PROFILE

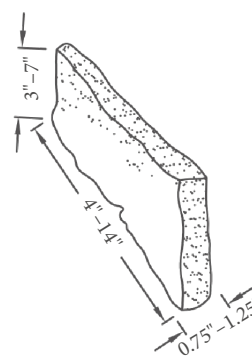
Colors: Light Gray, silver, white, tan, blue

Finish: Split, textured face

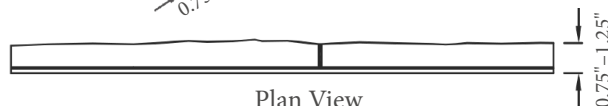
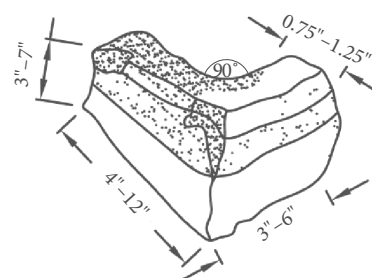
APPLICATIONS

This product is HCA (Harsh Climate Approved). It has been subjected to numerous freeze-thaw cycles and can withstand the harshest hot, cold, or wet climates. Perfect for interior and exterior use in all regions including applications below grade. Suitable for use near salt water, water features, and in areas where blowing sand is a concern. www.stoneyard.com/hca

FLAT DETAIL



CORNER DETAIL



Plan View

INSTALLATION

Thin Veneer installation information is available on our website www.stoneyard.com/install. A mock-up is recommended to help in all design decisions including grout color, joint size (dry-laid, standard, or wide), and desired finish. www.stoneyard.com/mortar

LEED® CERTIFICATION & ENERGY EFFICIENCY

Whether it's for a commercial building or historical restoration, this natural building material can assist with the LEED certification. Functionally, stone will retain heat in the winter and cold in the summer, enhancing energy efficiency. www.stoneyard.com/architect

CORNERS

Matching 90° corners are available in all colors and shapes. When other angles are needed, the installation options are weaving (alternating flats) or miter cutting flat pieces to wrap the corner. www.stoneyard.com/corner

Natural stone varies in color, veining, and pattern from piece to piece. STONEYARD® is not responsible for photos used in color literature, on websites, or in emails to accurately reflect actual material. Photos are used to create a general idea or feel for the material and cannot be used for color matching.



DESCRIPTION

Newport Mist™ Square & Rectangular Thin Veneer stones are roughly square and roughly rectangular in shape. Newport Mist is a natural stone with silvers, grays, and whites. Sold as individual stones not stone panels.

DIMENSIONS

Facing Area: 0.25–1.25 SF

Size Range: (4.5 inches x 8 inches) to (11 inches x 16 inches)

Thickness: 1 inch +/- 1/4 inch

Weight: Less than 14 lbs per SF

PACKAGING

Flat Crate: 168 SF (SKU# VTRMFV)

Flat Box: 5 SF (SKU# VTRMFS)

Corner Crate: 150 LF (SKU# VTRMCW)

Corner 1/2 Crate: 75 LF (SKU# VTRMCH)

Corner Box: 5 LF (SKU# VTRMCS)

PROFILE

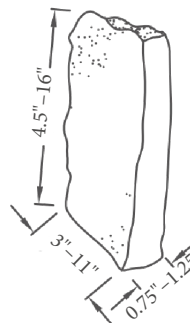
Colors: Light Gray, silver, white, tan, blue

Finish: Natural, aged face

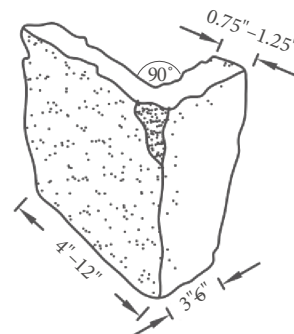
APPLICATIONS

This product is HCA (Harsh Climate Approved). It has been subjected to numerous freeze-thaw cycles and can withstand the harshest hot, cold, or wet climates. Perfect for interior and exterior use in all regions including applications below grade. Suitable for use near salt water, water features, and in areas where blowing sand is a concern. www.stoneyard.com/hca

FLAT DETAIL



CORNER DETAIL



INSTALLATION

Thin Veneer installation information is available on our website www.stoneyard.com/install. A mock-up is recommended to help in all design decisions including grout color, joint size (dry-laid, standard, or wide), and desired finish. www.stoneyard.com/mortar


LEED® CERTIFICATION & ENERGY EFFICIENCY

Whether it's for a commercial building or historical restoration, this natural building material can assist with the LEED certification. Functionally, stone will retain heat in the winter and cold in the summer, enhancing energy efficiency. www.stoneyard.com/architect

CORNERS

Matching 90° corners are available in all colors and shapes. When other angles are needed, the installation options are weaving (alternating flats) or miter cutting flat pieces to wrap the corner. www.stoneyard.com/corner

Natural stone varies in color, veining, and pattern from piece to piece. STONEYARD® is not responsible for photos used in color literature, on websites, or in emails to accurately reflect actual material. Photos are used to create a general idea or feel for the material and cannot be used for color matching.



DESCRIPTION

Newport Mist™ Round Thin Veneer has an irregular outside shape with the depth and impact of rounded stones. Its natural face shows the weathered exterior of the stone. Round is the most traditional New England shape. Sold as individual stones not stone panels. For product testing data visit

www.stoneyard.com/astm.

DIMENSIONS

Facing Area: 0.25–1.25 SF

Size Range: (6 inches x 6 inches) to (11 inches x 16 inches)

Thickness: 1 inch +/- 1/4 inch

Weight: Less than 14 lbs per SF

PACKAGING

Flat Crate: 168 SF (SKU# VTDFFW)

Flat Box: 5 SF (SKU# VTDFFS)

Corner Crate: 150 LF (SKU# VTDFCW)

Corner 1/2 Crate: 75 LF (SKU# VTDFCH)

Corner Box: 5 LF (SKU# VTDFCS)

PROFILE

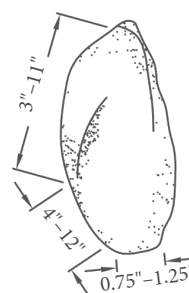
Colors: Gray, blue, white, beige, black

Finish: Natural, aged face

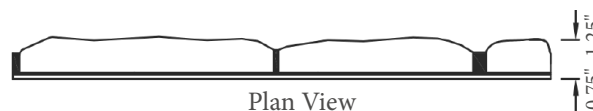
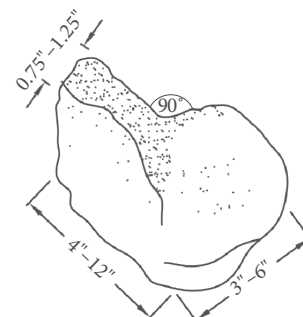
APPLICATIONS

This product is HCA (Harsh Climate Approved). It has been subjected to numerous freeze-thaw cycles and can withstand the harshest hot, cold, or wet climates. Perfect for interior and exterior use in all regions including applications below grade. Suitable for use near salt water, water features, and in areas where blowing sand is a concern. www.stoneyard.com/hca

FLAT DETAIL



CORNER DETAIL



INSTALLATION

Thin Veneer installation information is available on our website www.stoneyard.com/install. A mock-up is recommended to help in all design decisions including grout color, joint size (dry-laid, standard, or wide), and desired finish. www.stoneyard.com/mortar


LEED® CERTIFICATION & ENERGY EFFICIENCY

Whether it's for a commercial building or historical restoration, this natural building material can assist with the LEED certification. Functionally, stone will retain heat in the winter and cold in the summer, enhancing energy efficiency. www.stoneyard.com/architect

CORNERS

Matching 90° corners are available in all colors and shapes. When other angles are needed, the installation options are weaving (alternating flats) or miter cutting flat pieces to wrap the corner. www.stoneyard.com/corner

Natural stone varies in color, veining, and pattern from piece to piece. STONEYARD® is not responsible for photos used in color literature, on websites, or in emails to accurately reflect actual material. Photos are used to create a general idea or feel for the material and cannot be used for color matching.



DESCRIPTION

Newport Mist™ Mosaic Thin Veneer is a natural stone with silvers, grays, and whites. Mosaic pattern stone veneer consists of irregular pieces of natural stone. Shapes are primarily triangles and stop signs, similar to the mosaic dimensions created from broken ice. Sold as individual stones not stone panels.

DIMENSIONS

Facing Area: 0.25–1.25 SF

Size Range: (4.5 inches x 8 inches) to (11 inches x 16 inches)

Thickness: 1 inch +/- 1/4 inch

Weight: Less than 14 lbs per SF

PACKAGING

Flat Crate: 168 SF (SKU# VTMMFW)

Flat Box: 5 SF (SKU# VTMMFS)

Corner Crate: 150 LF (SKU# VTMMCW)

Corner 1/2 Crate: 75 LF (SKU# VTMMCH)

Corner Box: 5 LF (SKU# VTMMCS)

PROFILE

Colors: Light Gray, silver, white, tan, blue

Finish: Natural, aged face

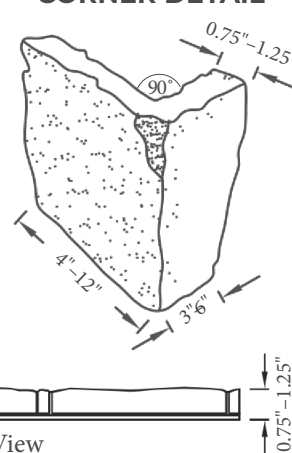
APPLICATIONS

This product is HCA (Harsh Climate Approved). It has been subjected to numerous freeze-thaw cycles and can withstand the harshest hot, cold, or wet climates. Perfect for interior and exterior use in all regions including applications below grade. Suitable for use near salt water, water features, and in areas where blowing sand is a concern. www.stoneyard.com/hca

FLAT DETAIL



CORNER DETAIL



INSTALLATION

Thin Veneer installation information is available on our website www.stoneyard.com/install. A mock-up is recommended to help in all design decisions including grout color, joint size (dry-laid, standard, or wide), and desired finish. www.stoneyard.com/mortar

LEED® CERTIFICATION & ENERGY EFFICIENCY

Whether it's for a commercial building or historical restoration, this natural building material can assist with the LEED certification. Functionally, stone will retain heat in the winter and cold in the summer, enhancing energy efficiency. www.stoneyard.com/architect

CORNERS

Matching 90° corners are available in all colors and shapes. When other angles are needed, the installation options are weaving (alternating flats) or miter cutting flat pieces to wrap the corner. www.stoneyard.com/corner

Natural stone varies in color, veining, and pattern from piece to piece. STONEYARD® is not responsible for photos used in color literature, on websites, or in emails to accurately reflect actual material. Photos are used to create a general idea or feel for the material and cannot be used for color matching.



DESCRIPTION

Newport Mist™ Ledgestone Thin Veneer is a natural stone with silver, gray, and white coloring. The Ledgestone pattern of stone veneer consists of thin strips of natural stone. Sold as individual stones not stone panels.

DIMENSIONS

Height: 1–4 inches

Length: 4–12 inches

Thickness: 1 inch +/- 1/4 inch

Weight: Less than 14 lbs per SF

PACKAGING

Flat Crate: 168 SF (SKU# VTLMFW)

Flat Box: 5 SF (SKU# VTLMFS)

Corner Crate: 150 LF (SKU# VTLMCW)

Corner 1/2 Crate: 75 LF (SKU# VTLMCH)

Corner Box: 5 LF (SKU# VTLMCS)

PROFILE

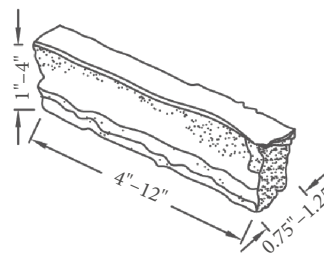
Colors: Light Gray, silver, white, tan, blue

Finish: Split, textured face

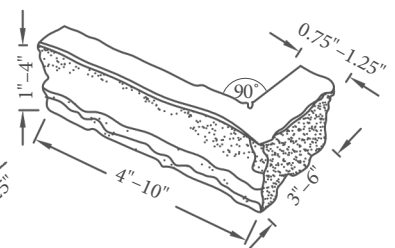
APPLICATIONS

This product is HCA (Harsh Climate Approved). It has been subjected to numerous freeze-thaw cycles and can withstand the harshest hot, cold, or wet climates. Perfect for interior and exterior use in all regions including applications below grade. Suitable for use near salt water, water features, and in areas where blowing sand is a concern. www.stoneyard.com/hca

FLAT DETAIL



CORNER DETAIL



INSTALLATION

Thin Veneer installation information is available on our website www.stoneyard.com/install. A mock-up is recommended to help in all design decisions including grout color, joint size (dry-laid, standard, or wide), and desired finish.

www.stoneyard.com/mortar

LEED® CERTIFICATION & ENERGY EFFICIENCY

Whether it's for a commercial building or historical restoration, this natural building material can assist with the LEED certification. Functionally, stone will retain heat in the winter and cold in the summer, enhancing energy efficiency.

www.stoneyard.com/architect

CORNERS

Matching 90° corners are available in all colors and shapes. When other angles are needed, the installation options are weaving (alternating flats) or miter cutting flat pieces to wrap the corner. www.stoneyard.com/corner

Natural stone varies in color, veining, and pattern from piece to piece. STONEYARD® is not responsible for photos used in color literature, on websites, or in emails to accurately reflect actual material. Photos are used to create a general idea or feel for the material and cannot be used for color matching.



DESCRIPTION

Ashlar Face Veneer is taller than Ledgerstone veneer with a roughly rectangular shape. Its face shows that the stone has been split apart, revealing the vibrant and more varied colors of the inside grain of the stone. Oyster Bay™ is a natural, thin cut stone consisting of deep grays, blue, black, and white with subtle hits of beige. Sold as individual stones not stone panels.

DIMENSIONS

Height: 3–7 inches

Length: 4–14 inches

Thickness: 1 inch +/- 1/4 inch

Weight: Less than 14 lbs per SF

PACKAGING

Flat Crate: 168 SF (SKU# VTABFW)

Flat Box: 5 SF (SKU# VTABFS)

Corner Crate: 150 LF (SKU# VTABCW)

Corner 1/2 Crate: 75 LF (SKU# VTABCH)

Corner Box: 5 LF (SKU# VTABCS)

PROFILE

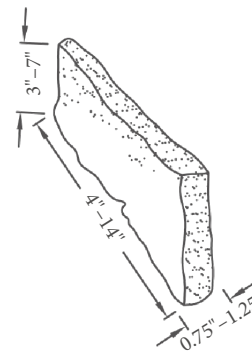
Colors: Black, gray, blue, beige, and white

Finish: Split, textured face

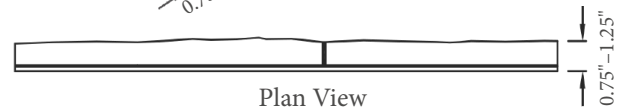
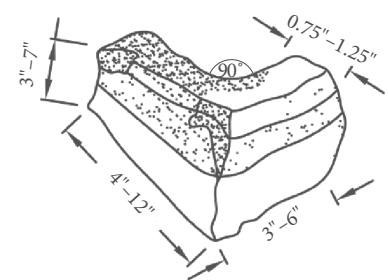
APPLICATIONS

This product is HCA (Harsh Climate Approved). It has been subjected to numerous freeze-thaw cycles and can withstand the harshest hot, cold, or wet climates. Perfect for interior and exterior use in all regions including applications below grade. Suitable for use near salt water, water features, and in areas where blowing sand is a concern. www.stoneyard.com/hca

FLAT DETAIL



CORNER DETAIL



Plan View

INSTALLATION

Thin Veneer installation information is available on our website www.stoneyard.com/install. A mock-up is recommended to help in all design decisions including grout color, joint size (dry-laid, standard, or wide), and desired finish. www.stoneyard.com/mortar

LEED® CERTIFICATION & ENERGY EFFICIENCY

Whether it's for a commercial building or historical restoration, this natural building material can assist with the LEED certification. Functionally, stone will retain heat in the winter and cold in the summer, enhancing energy efficiency. www.stoneyard.com/architect

CORNERS

Matching 90° corners are available in all colors and shapes. When other angles are needed, the installation options are weaving (alternating flats) or miter cutting flat pieces to wrap the corner. www.stoneyard.com/corner

Natural stone varies in color, veining, and pattern from piece to piece. STONEYARD® is not responsible for photos used in color literature, on websites, or in emails to accurately reflect actual material. Photos are used to create a general idea or feel for the material and cannot be used for color matching.



DESCRIPTION

Oyster Bay™ is a natural, thin cut stone consisting of deep grays, blue, black, white, and a sprinkle of tan. Mosaic pattern stone veneer consists of irregular pieces of natural stone for siding, facing, and cladding. The shapes consist primarily of triangles and stop signs, similar to the mosaic dimensions created from broken ice. Sold as individual stones not stone panels.

DIMENSIONS

Facing Area: 0.25–1.25 SF

Size Range: (4.5 inches x 8 inches) to (11 inches x 16 inches)

Thickness: 1 inch +/- 1/4 inch

Weight: Less than 14 lbs per SF

PACKAGING

Flat Crate: 168 SF (SKU# VTMBFW)

Flat Box: 5 SF (SKU# VTMBFS)

Corner Crate: 150 LF (SKU# VTMBCW)

Corner 1/2 Crate: 75 LF (SKU# VTMBCH)

Corner Box: 5 LF (SKU# VTMBCS)

PROFILE

Colors: Black, gray, blue, beige, and white

Finish: Natural, aged face

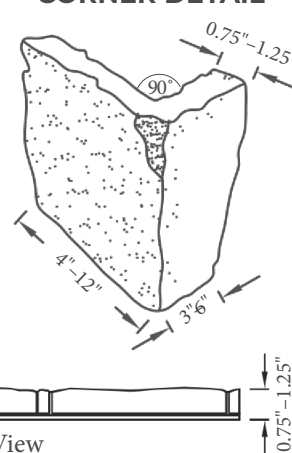
APPLICATIONS

This product is HCA (Harsh Climate Approved). It has been subjected to numerous freeze-thaw cycles and can withstand the harshest hot, cold, or wet climates. Perfect for interior and exterior use in all regions including applications below grade. Suitable for use near salt water, water features, and in areas where blowing sand is a concern. www.stoneyard.com/hca

FLAT DETAIL



CORNER DETAIL



Plan View

INSTALLATION

Thin Veneer installation information is available on our website www.stoneyard.com/install. A mock-up is recommended to help in all design decisions including grout color, joint size (dry-laid, standard, or wide), and desired finish. www.stoneyard.com/mortar

LEED® CERTIFICATION & ENERGY EFFICIENCY

Whether it's for a commercial building or historical restoration, this natural building material can assist with the LEED certification. Functionally, stone will retain heat in the winter and cold in the summer, enhancing energy efficiency. www.stoneyard.com/architect

CORNERS

Matching 90° corners are available in all colors and shapes. When other angles are needed, the installation options are weaving (alternating flats) or miter cutting flat pieces to wrap the corner. www.stoneyard.com/corner

Natural stone varies in color, veining, and pattern from piece to piece. STONEYARD® is not responsible for photos used in color literature, on websites, or in emails to accurately reflect actual material. Photos are used to create a general idea or feel for the material and cannot be used for color matching.



DESCRIPTION

Oyster Bay™ is a natural, thin cut stone consisting of deep grays, blues, blacks, and whites. The Ledgestone pattern of stone veneer consists of thin strips of natural stone for cladding. Stacked, dry, jointed, or over-grout looks available from installation technique chosen by the installer. Sold as individual stones not stone panels.

DIMENSIONS

Height: 1–4 inches

Length: 4–12 inches

Thickness: 1 inch +/- 1/4 inch

Weight: Less than 14 lbs per SF

PACKAGING

Flat Crate: 168 SF (SKU# VTLBFW)

Flat Box: 5 SF (SKU# VTLBFS)

Corner Crate: 150 LF (SKU# VTLBCW)

Corner 1/2 Crate: 75 LF (SKU# VTLBCH)

Corner Box: 5 LF (SKU# VTLBCS)

PROFILE

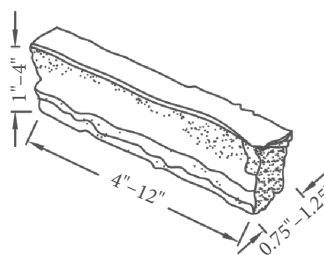
Colors: Black, gray, blue, and white

Finish: Split, textured face

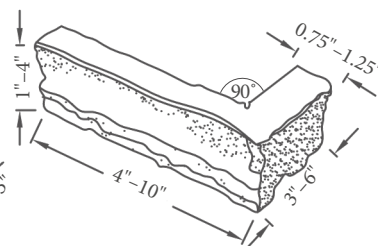
APPLICATIONS

This product is HCA (Harsh Climate Approved). It has been subjected to numerous freeze-thaw cycles and can withstand the harshest hot, cold, or wet climates. Perfect for interior and exterior use in all regions including applications below grade. Suitable for use near salt water, water features, and in areas where blowing sand is a concern. www.stoneyard.com/hca

FLAT DETAIL



CORNER DETAIL



Plan View

INSTALLATION

Thin Veneer installation information is available on our website www.stoneyard.com/install. A mock-up is recommended to help in all design decisions including grout color, joint size (dry-laid, standard, or wide), and desired finish.

www.stoneyard.com/mortar

LEED® CERTIFICATION & ENERGY EFFICIENCY

Whether it's for a commercial building or historical restoration, this natural building material can assist with the LEED certification. Functionally, stone will retain heat in the winter and cold in the summer, enhancing energy efficiency.

www.stoneyard.com/architect

CORNERS

Matching 90° corners are available in all colors and shapes. When other angles are needed, the installation options are weaving (alternating flats) or miter cutting flat pieces to wrap the corner. www.stoneyard.com/corner

Natural stone varies in color, veining, and pattern from piece to piece. STONEYARD® is not responsible for photos used in color literature, on websites, or in emails to accurately reflect actual material. Photos are used to create a general idea or feel for the material and cannot be used for color matching.



DESCRIPTION

Oyster Bay™ is a natural, thin cut stone consisting of deep grays, blue, black, and white with subtle hits of beige. Pieces are roughly square and roughly rectangular in shape. Sold as individual stones not stone panels.

DIMENSIONS

Facing Area: 0.25–1.25 SF

Size Range: (4.5 inches x 8 inches) to (11 inches x 16 inches)

Thickness: 1 inch +/- 1/4 inch

Weight: Less than 14 lbs per SF

PACKAGING

Flat Crate: 168 SF (SKU# VTRBFW)

Flat Box: 5 SF (SKU# VTRBFS)

Corner Crate: 150 LF (SKU# VTRBCW)

Corner 1/2 Crate: 75 LF (SKU# VTRBCH)

Corner Box: 5 LF (SKU# VTRBCS)

PROFILE

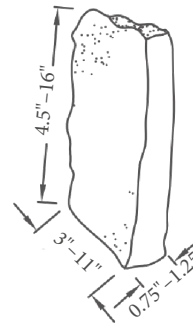
Colors: Black, gray, blue, beige, and white

Finish: Natural, aged face

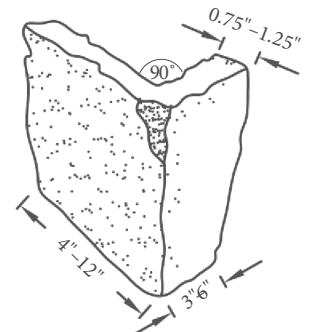
APPLICATIONS

This product is HCA (Harsh Climate Approved). It has been subjected to numerous freeze-thaw cycles and can withstand the harshest hot, cold, or wet climates. Perfect for interior and exterior use in all regions including applications below grade. Suitable for use near salt water, water features, and in areas where blowing sand is a concern. www.stoneyard.com/hca

FLAT DETAIL



CORNER DETAIL



INSTALLATION

Thin Veneer installation information is available on our website www.stoneyard.com/install. A mock-up is recommended to help in all design decisions including grout color, joint size (dry-laid, standard, or wide), and desired finish. www.stoneyard.com/mortar

LEED® CERTIFICATION & ENERGY EFFICIENCY

Whether it's for a commercial building or historical restoration, this natural building material can assist with the LEED certification. Functionally, stone will retain heat in the winter and cold in the summer, enhancing energy efficiency. www.stoneyard.com/architect

CORNERS

Matching 90° corners are available in all colors and shapes. When other angles are needed, the installation options are weaving (alternating flats) or miter cutting flat pieces to wrap the corner. www.stoneyard.com/corner

Natural stone varies in color, veining, and pattern from piece to piece. STONEYARD® is not responsible for photos used in color literature, on websites, or in emails to accurately reflect actual material. Photos are used to create a general idea or feel for the material and cannot be used for color matching.



DESCRIPTION

Vineyard Granite™ Ashlar Thin Veneer is taller than Ledgerstone veneer with a roughly rectangular shape. Its face has been split revealing the vibrant and more varied colors of the inside grain of the stone. Vineyard Granite™ is a coarse grain stone indigenous to the central core of New England mountain ranges. It is predominantly gray, black and white with splendid crystals of peach and pink. Sold as individual stones not stone panels

DIMENSIONS

Height: 3–7 inches

Length: 4–14 inches

Thickness: 1 inch +/- 1/4 inch

Weight: Less than 14 lbs per SF

PACKAGING

Flat Crate: 168 SF (SKU# VTANFW)

Flat Box: 5 SF (SKU# VTANFS)

Corner Crate: 150 LF (SKU# VTANCW)

Corner 1/2 Crate: 75 LF (SKU# VTANCH)

Corner Box: 5 LF (SKU# VTANCS)

PROFILE

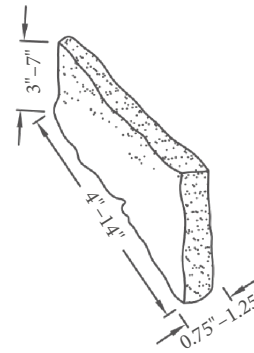
Colors: Dark gray, black, white, pink, red, purple

Finish: Split, textured face

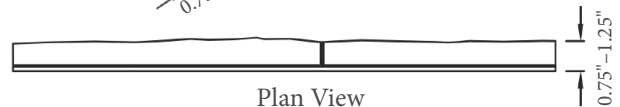
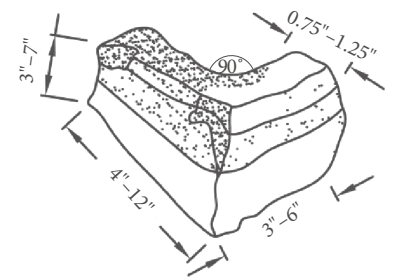
APPLICATIONS

This product is HCA (Harsh Climate Approved). It has been subjected to numerous freeze-thaw cycles and can withstand the harshest hot, cold, or wet climates. Perfect for interior and exterior use in all regions including applications below grade. Suitable for use near salt water, water features, and in areas where blowing sand is a concern. www.stoneyard.com/hca

FLAT DETAIL



CORNER DETAIL



Plan View

INSTALLATION

Thin Veneer installation information is available on our website www.stoneyard.com/install. A mock-up is recommended to help in all design decisions including grout color, joint size (dry-laid, standard, or wide), and desired finish.

www.stoneyard.com/mortar

LEED® CERTIFICATION & ENERGY EFFICIENCY

Whether it's for a commercial building or historical restoration, this natural building material can assist with the LEED certification. Functionally, stone will retain heat in the winter and cold in the summer, enhancing energy efficiency.

www.stoneyard.com/architect

CORNERS

Matching 90° corners are available in all colors and shapes. When other angles are needed, the installation options are weaving (alternating flats) or miter cutting flat pieces to wrap the corner. www.stoneyard.com/corner

Natural stone varies in color, veining, and pattern from piece to piece. STONEYARD® is not responsible for photos used in color literature, on websites, or in emails to accurately reflect actual material. Photos are used to create a general idea or feel for the material and cannot be used for color matching.



DESCRIPTION

Vineyard Granite™ Ledgestone Thin Veneer is a coarse grain stone indigenous to the central core of New England mountain ranges. The stone is predominantly gray, black and white with splendid crystals of peach and pink. The Ledgestone pattern of stone veneer consists of thin strips of natural stone. Sold as individual stones not stone panels.

DIMENSIONS

Height: 1–4 inches

Length: 4–12 inches

Thickness: 1 inch +/- 1/4 inch

Weight: Less than 14 lbs per SF

PACKAGING

Flat Crate: 168 SF (SKU# VTLNFW)

Flat Box: 5 SF (SKU# VTLNFS)

Corner Crate: 150 LF (SKU# VTLNCW)

Corner 1/2 Crate: 75 LF (SKU# VTLNCH)

Corner Box: 5 LF (SKU# VTLNCS)

PROFILE

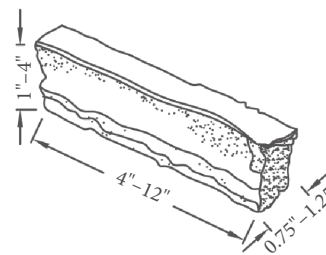
Colors: Dark gray, black, white, pink, red, purple

Finish: Split, textured face

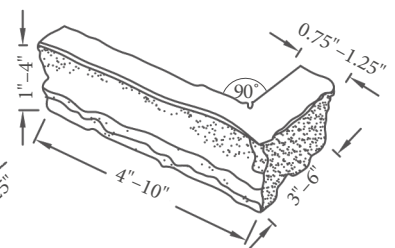
APPLICATIONS

This product is HCA (Harsh Climate Approved). It has been subjected to numerous freeze-thaw cycles and can withstand the harshest hot, cold, or wet climates. Perfect for interior and exterior use in all regions including applications below grade. Suitable for use near salt water, water features, and in areas where blowing sand is a concern. www.stoneyard.com/hca

FLAT DETAIL



CORNER DETAIL



Plan View

INSTALLATION

Thin Veneer installation information is available on our website www.stoneyard.com/install. A mock-up is recommended to help in all design decisions including grout color, joint size (dry-laid, standard, or wide), and desired finish.

www.stoneyard.com/mortar

LEED® CERTIFICATION & ENERGY EFFICIENCY


Whether it's for a commercial building or historical restoration, this natural building material can assist with the LEED certification. Functionally, stone will retain heat in the winter and cold in the summer, enhancing energy efficiency.

www.stoneyard.com/architect

CORNERS

Matching 90° corners are available in all colors and shapes. When other angles are needed, the installation options are weaving (alternating flats) or miter cutting flat pieces to wrap the corner. www.stoneyard.com/corner

Natural stone varies in color, veining, and pattern from piece to piece. STONEYARD® is not responsible for photos used in color literature, on websites, or in emails to accurately reflect actual material. Photos are used to create a general idea or feel for the material and cannot be used for color matching.



DESCRIPTION

Vineyard Granite™ Mosaic Thin Veneer is a coarse grain stone indigenous to the central core of New England mountain ranges. The stone is predominantly gray, black and white with splendid crystals of peach and pink. Mosaic stone veneer consists of irregular pieces of natural stone. The shapes are primarily triangles and stop signs, similar to the mosaic dimensions created from broken ice. Sold as individual stones not stone panels.

DIMENSIONS

Facing Area: 0.25–1.25 SF

Size Range: (4.5 inches x 8 inches) to (11 inches x 16 inches)

Thickness: 1 inch +/- 1/4 inch

Weight: Less than 14 lbs per SF

PACKAGING

Flat Crate: 168 SF (SKU# VTMNFW)

Flat Box: 5 SF (SKU# VTMNFS)

Corner Crate: 150 LF (SKU# VTMNCW)

Corner 1/2 Crate: 75 LF (SKU# VTMNCH)

Corner Box: 5 LF (SKU# VTMNCS)

PROFILE

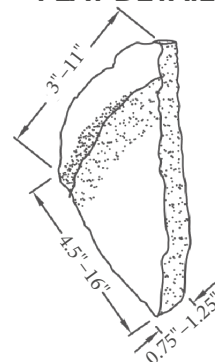
Colors: Dark gray, black, white, pink, red, purple

Finish: Natural, aged face

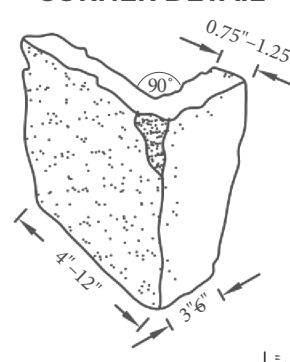
APPLICATIONS

This product is HCA (Harsh Climate Approved). It has been subjected to numerous freeze-thaw cycles and can withstand the harshest hot, cold, or wet climates. Perfect for interior and exterior use in all regions including applications below grade. Suitable for use near salt water, water features, and in areas where blowing sand is a concern. www.stoneyard.com/hca

FLAT DETAIL



CORNER DETAIL



Plan View

INSTALLATION

Thin Veneer installation information is available on our website www.stoneyard.com/install. A mock-up is recommended to help in all design decisions including grout color, joint size (dry-laid, standard, or wide), and desired finish. www.stoneyard.com/mortar

LEED® CERTIFICATION & ENERGY EFFICIENCY

Whether it's for a commercial building or historical restoration, this natural building material can assist with the LEED certification. Functionally, stone will retain heat in the winter and cold in the summer, enhancing energy efficiency. www.stoneyard.com/architect

CORNERS

Matching 90° corners are available in all colors and shapes. When other angles are needed, the installation options are weaving (alternating flats) or miter cutting flat pieces to wrap the corner. www.stoneyard.com/corner

Natural stone varies in color, veining, and pattern from piece to piece. STONEYARD® is not responsible for photos used in color literature, on websites, or in emails to accurately reflect actual material. Photos are used to create a general idea or feel for the material and cannot be used for color matching.



DESCRIPTION

Vineyard Granite™ Square & Rectangular Thin Veneer stones are roughly square and roughly rectangular in shape. Vineyard Granite is a coarse grain stone indigenous to the central core of New England mountain ranges. The stone is predominantly gray, black and white with splendid crystals of peach and pink. Sold as individual stones not stone panels.

DIMENSIONS

Facing Area: 0.25–1.25 SF

Size Range: (4.5 inches x 8 inches) to (11 inches x 16 inches)

Thickness: 1 inch +/- 1/4 inch

Weight: Less than 14 lbs per SF

PACKAGING

Flat Crate: 168 SF (SKU# VTRNFW)

Flat Box: 5 SF (SKU# VTRNFS)

Corner Crate: 150 LF (SKU# VTRNCW)

Corner 1/2 Crate: 75 LF (SKU# VTRNCH)

Corner Box: 5 LF (SKU# VTRNCS)

PROFILE

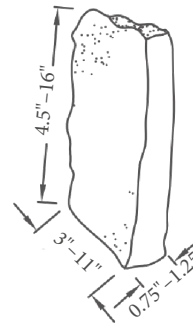
Colors: Dark gray, black, white, pink, red, purple

Finish: Natural, aged face

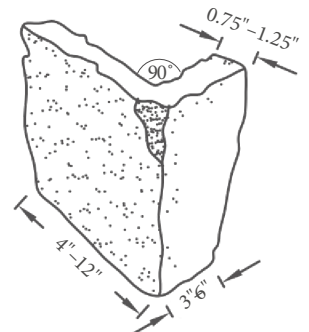
APPLICATIONS

This product is HCA (Harsh Climate Approved). It has been subjected to numerous freeze-thaw cycles and can withstand the harshest hot, cold, or wet climates. Perfect for interior and exterior use in all regions including applications below grade. Suitable for use near salt water, water features, and in areas where blowing sand is a concern. www.stoneyard.com/hca

FLAT DETAIL



CORNER DETAIL



Plan View

INSTALLATION

Thin Veneer installation information is available on our website www.stoneyard.com/install. A mock-up is recommended to help in all design decisions including grout color, joint size (dry-laid, standard, or wide), and desired finish. www.stoneyard.com/mortar

LEED® CERTIFICATION & ENERGY EFFICIENCY

Whether it's for a commercial building or historical restoration, this natural building material can assist with the LEED certification. Functionally, stone will retain heat in the winter and cold in the summer, enhancing energy efficiency. www.stoneyard.com/architect

CORNERS

Matching 90° corners are available in all colors and shapes. When other angles are needed, the installation options are weaving (alternating flats) or miter cutting flat pieces to wrap the corner. www.stoneyard.com/corner

Natural stone varies in color, veining, and pattern from piece to piece. STONEYARD® is not responsible for photos used in color literature, on websites, or in emails to accurately reflect actual material. Photos are used to create a general idea or feel for the material and cannot be used for color matching.