



DESCRIPTION

Newport Mist™ Ashlar Thin Veneer is taller than Ledgerstone veneer with a roughly rectangular shape. Its face has been split revealing the vibrant and more varied colors of the inside grain of the stone. Newport Mist is a natural stone with silvers, grays, and whites. Sold as individual stones not stone panels

DIMENSIONS

Height: 3–7 inches

Length: 4–14 inches

Thickness: 1 inch +/- 1/4 inch

Weight: Less than 14 lbs per SF

PACKAGING

Flat Crate: 168 SF (SKU# VTAMFW)

Flat Box: 5 SF (SKU# VTAMFS)

Corner Crate: 150 LF (SKU# VTAMCW)

Corner 1/2 Crate: 75 LF (SKU# VTAMCH)

Corner Box: 5 LF (SKU# VTAMCS)

PROFILE

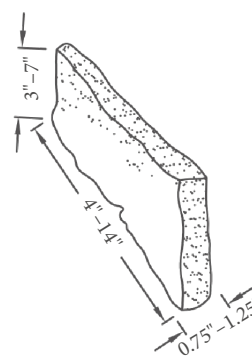
Colors: Light Gray, silver, white, tan, blue

Finish: Split, textured face

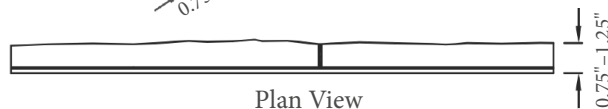
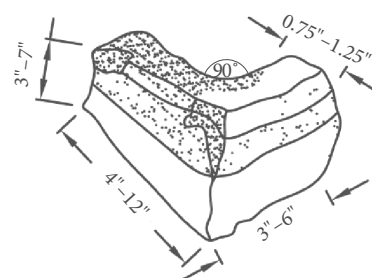
APPLICATIONS

This product is HCA (Harsh Climate Approved). It has been subjected to numerous freeze-thaw cycles and can withstand the harshest hot, cold, or wet climates. Perfect for interior and exterior use in all regions including applications below grade. Suitable for use near salt water, water features, and in areas where blowing sand is a concern. www.stoneyard.com/hca

FLAT DETAIL



CORNER DETAIL



Plan View

INSTALLATION

Thin Veneer installation information is available on our website www.stoneyard.com/install. A mock-up is recommended to help in all design decisions including grout color, joint size (dry-laid, standard, or wide), and desired finish. www.stoneyard.com/mortar

LEED® CERTIFICATION & ENERGY EFFICIENCY

Whether it's for a commercial building or historical restoration, this natural building material can assist with the LEED certification. Functionally, stone will retain heat in the winter and cold in the summer, enhancing energy efficiency. www.stoneyard.com/architect

CORNERS

Matching 90° corners are available in all colors and shapes. When other angles are needed, the installation options are weaving (alternating flats) or miter cutting flat pieces to wrap the corner. www.stoneyard.com/corner

Natural stone varies in color, veining, and pattern from piece to piece. STONEYARD® is not responsible for photos used in color literature, on websites, or in emails to accurately reflect actual material. Photos are used to create a general idea or feel for the material and cannot be used for color matching.



DESCRIPTION

Newport Mist™ Ledgestone Thin Veneer is a natural stone with silver, gray, and white coloring. The Ledgestone pattern of stone veneer consists of thin strips of natural stone. Sold as individual stones not stone panels.

DIMENSIONS

Height: 1–4 inches

Length: 4–12 inches

Thickness: 1 inch +/- 1/4 inch

Weight: Less than 14 lbs per SF

PACKAGING

Flat Crate: 168 SF (SKU# VTLMFW)

Flat Box: 5 SF (SKU# VTLMFS)

Corner Crate: 150 LF (SKU# VTLMCW)

Corner 1/2 Crate: 75 LF (SKU# VTLMCH)

Corner Box: 5 LF (SKU# VTLMCS)

PROFILE

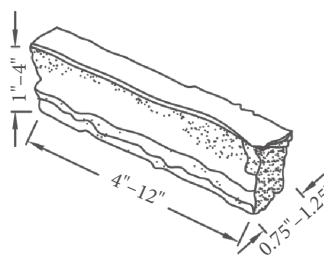
Colors: Light Gray, silver, white, tan, blue

Finish: Split, textured face

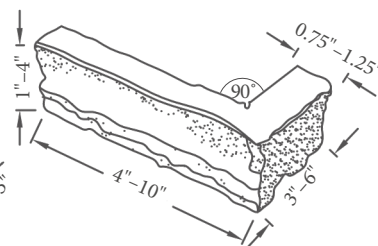
APPLICATIONS

This product is HCA (Harsh Climate Approved). It has been subjected to numerous freeze-thaw cycles and can withstand the harshest hot, cold, or wet climates. Perfect for interior and exterior use in all regions including applications below grade. Suitable for use near salt water, water features, and in areas where blowing sand is a concern. www.stoneyard.com/hca

FLAT DETAIL



CORNER DETAIL



Plan View

INSTALLATION

Thin Veneer installation information is available on our website www.stoneyard.com/install. A mock-up is recommended to help in all design decisions including grout color, joint size (dry-laid, standard, or wide), and desired finish.

www.stoneyard.com/mortar

LEED® CERTIFICATION & ENERGY EFFICIENCY


Whether it's for a commercial building or historical restoration, this natural building material can assist with the LEED certification. Functionally, stone will retain heat in the winter and cold in the summer, enhancing energy efficiency.

www.stoneyard.com/architect

CORNERS

Matching 90° corners are available in all colors and shapes. When other angles are needed, the installation options are weaving (alternating flats) or miter cutting flat pieces to wrap the corner. www.stoneyard.com/corner

Natural stone varies in color, veining, and pattern from piece to piece. STONEYARD® is not responsible for photos used in color literature, on websites, or in emails to accurately reflect actual material. Photos are used to create a general idea or feel for the material and cannot be used for color matching.



DESCRIPTION

Newport Mist™ Mosaic Thin Veneer is a natural stone with silvers, grays, and whites. Mosaic pattern stone veneer consists of irregular pieces of natural stone. Shapes are primarily triangles and stop signs, similar to the mosaic dimensions created from broken ice. Sold as individual stones not stone panels.

DIMENSIONS

Facing Area: 0.25–1.25 SF

Size Range: (4.5 inches x 8 inches) to (11 inches x 16 inches)

Thickness: 1 inch +/- 1/4 inch

Weight: Less than 14 lbs per SF

PACKAGING

Flat Crate: 168 SF (SKU# VTMMFW)

Flat Box: 5 SF (SKU# VTMMFS)

Corner Crate: 150 LF (SKU# VTMMCW)

Corner 1/2 Crate: 75 LF (SKU# VTMMCH)

Corner Box: 5 LF (SKU# VTMMCS)

PROFILE

Colors: Light Gray, silver, white, tan, blue

Finish: Natural, aged face

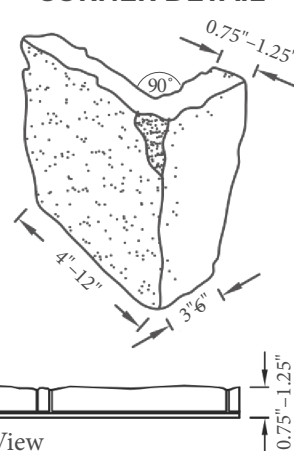
APPLICATIONS

This product is HCA (Harsh Climate Approved). It has been subjected to numerous freeze-thaw cycles and can withstand the harshest hot, cold, or wet climates. Perfect for interior and exterior use in all regions including applications below grade. Suitable for use near salt water, water features, and in areas where blowing sand is a concern. www.stoneyard.com/hca

FLAT DETAIL



CORNER DETAIL



INSTALLATION

Thin Veneer installation information is available on our website www.stoneyard.com/install. A mock-up is recommended to help in all design decisions including grout color, joint size (dry-laid, standard, or wide), and desired finish. www.stoneyard.com/mortar


LEED® CERTIFICATION & ENERGY EFFICIENCY

Whether it's for a commercial building or historical restoration, this natural building material can assist with the LEED certification. Functionally, stone will retain heat in the winter and cold in the summer, enhancing energy efficiency. www.stoneyard.com/architect

CORNERS

Matching 90° corners are available in all colors and shapes. When other angles are needed, the installation options are weaving (alternating flats) or miter cutting flat pieces to wrap the corner. www.stoneyard.com/corner

Natural stone varies in color, veining, and pattern from piece to piece. STONEYARD® is not responsible for photos used in color literature, on websites, or in emails to accurately reflect actual material. Photos are used to create a general idea or feel for the material and cannot be used for color matching.



DESCRIPTION

Newport Mist™ Round Thin Veneer has an irregular outside shape with the depth and impact of rounded stones. Its natural face shows the weathered exterior of the stone. Round is the most traditional New England shape. Sold as individual stones not stone panels. For product testing data visit

www.stoneyard.com/astm.

DIMENSIONS

Facing Area: 0.25–1.25 SF

Size Range: (6 inches x 6 inches) to (11 inches x 16 inches)

Thickness: 1 inch +/- 1/4 inch

Weight: Less than 14 lbs per SF

PACKAGING

Flat Crate: 168 SF (SKU# VTDFFW)

Flat Box: 5 SF (SKU# VTDFFS)

Corner Crate: 150 LF (SKU# VTDFCW)

Corner 1/2 Crate: 75 LF (SKU# VTDFCH)

Corner Box: 5 LF (SKU# VTDFCS)

PROFILE

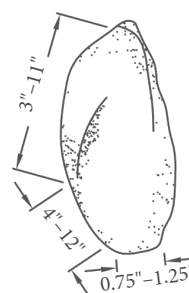
Colors: Gray, blue, white, beige, black

Finish: Natural, aged face

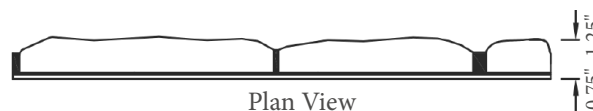
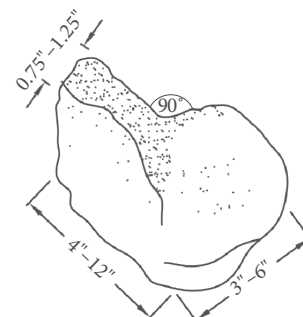
APPLICATIONS

This product is HCA (Harsh Climate Approved). It has been subjected to numerous freeze-thaw cycles and can withstand the harshest hot, cold, or wet climates. Perfect for interior and exterior use in all regions including applications below grade. Suitable for use near salt water, water features, and in areas where blowing sand is a concern. www.stoneyard.com/hca

FLAT DETAIL



CORNER DETAIL



INSTALLATION

Thin Veneer installation information is available on our website www.stoneyard.com/install. A mock-up is recommended to help in all design decisions including grout color, joint size (dry-laid, standard, or wide), and desired finish.

www.stoneyard.com/mortar

LEED® CERTIFICATION & ENERGY EFFICIENCY

Whether it's for a commercial building or historical restoration, this natural building material can assist with the LEED certification. Functionally, stone will retain heat in the winter and cold in the summer, enhancing energy efficiency.

www.stoneyard.com/architect

CORNERS

Matching 90° corners are available in all colors and shapes. When other angles are needed, the installation options are weaving (alternating flats) or miter cutting flat pieces to wrap the corner. www.stoneyard.com/corner

Natural stone varies in color, veining, and pattern from piece to piece. STONEYARD® is not responsible for photos used in color literature, on websites, or in emails to accurately reflect actual material. Photos are used to create a general idea or feel for the material and cannot be used for color matching.



DESCRIPTION

Newport Mist™ Square & Rectangular Thin Veneer stones are roughly square and roughly rectangular in shape. Newport Mist is a natural stone with silvers, grays, and whites. Sold as individual stones not stone panels.

DIMENSIONS

Facing Area: 0.25–1.25 SF

Size Range: (4.5 inches x 8 inches) to (11 inches x 16 inches)

Thickness: 1 inch +/- 1/4 inch

Weight: Less than 14 lbs per SF

PACKAGING

Flat Crate: 168 SF (SKU# VTRMFV)

Flat Box: 5 SF (SKU# VTRMFS)

Corner Crate: 150 LF (SKU# VTRMCW)

Corner 1/2 Crate: 75 LF (SKU# VTRMCH)

Corner Box: 5 LF (SKU# VTRMCS)

PROFILE

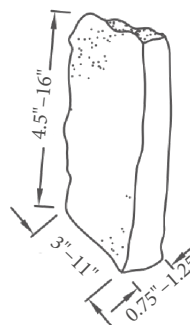
Colors: Light Gray, silver, white, tan, blue

Finish: Natural, aged face

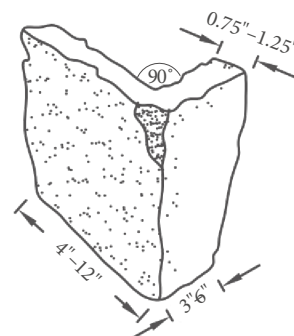
APPLICATIONS

This product is HCA (Harsh Climate Approved). It has been subjected to numerous freeze-thaw cycles and can withstand the harshest hot, cold, or wet climates. Perfect for interior and exterior use in all regions including applications below grade. Suitable for use near salt water, water features, and in areas where blowing sand is a concern. www.stoneyard.com/hca

FLAT DETAIL



CORNER DETAIL



INSTALLATION

Thin Veneer installation information is available on our website www.stoneyard.com/install. A mock-up is recommended to help in all design decisions including grout color, joint size (dry-laid, standard, or wide), and desired finish. www.stoneyard.com/mortar

LEED® CERTIFICATION & ENERGY EFFICIENCY

Whether it's for a commercial building or historical restoration, this natural building material can assist with the LEED certification. Functionally, stone will retain heat in the winter and cold in the summer, enhancing energy efficiency. www.stoneyard.com/architect

CORNERS

Matching 90° corners are available in all colors and shapes. When other angles are needed, the installation options are weaving (alternating flats) or miter cutting flat pieces to wrap the corner. www.stoneyard.com/corner

Natural stone varies in color, veining, and pattern from piece to piece. STONEYARD® is not responsible for photos used in color literature, on websites, or in emails to accurately reflect actual material. Photos are used to create a general idea or feel for the material and cannot be used for color matching.